



Distinction
doors

Contents

Why us?	04-05
Colour Palette	06-07
nxt-gen Doors	08-21
Signature Doors	22-39
Elegance Arch	24-25
Rustic Renown Collection	26-31
Solid Doors	32-33
Craftsman	34-35
Stable Doors	36-37
NEW Quarter Glazed Doors	38-39
Infinity Collection	40-43
Esprit	44-49
70mm Doors	50-51
Little Extras Care & Maintenance	52-53
Full Door Range & Colour Guide	54-57

Distinction Doors are the UK's market leader in GRP composite doors for one reason: our doors are the best you can buy.

Design your bespoke door with our door-designer platform at: door-designer.co.uk



Please note,
door and glass colours shown should be used for guidance only as the limitations in photographic and printing processes may mean that colours of products vary from those illustrated



C07L | Distinction Black Brown | Breeze

Why us?



Unparalleled Security

Our GRP composite doors offer enhanced security thanks to its rigid polymer sub-frame, high density insulated core and high impact resistant GRP skin. Rest assured that our doors are tried, tested and trusted, keeping you and your family safe.



Stunning Aesthetics

The woodgrain finish was developed from oak tree grain. You'll also find the same woodgrain effect and moulding design on the slim glazing cassette, giving a seamless and authentic finish.



Low Maintenance

Everything about our GRP composite door is designed to be easy to maintain - simply wipe clean with warm soapy water.



Superb Sound Insulation

With a weighted noise reduction of 31 decibels it means you can be sure your new door will keep outside noise to a minimum.



Exceptional Durability

High impact resistant glass reinforced polyester (GRP) skin that will maintain its pristine appearance.



Triple Glazed Glass

Our triple glazed, laminated as standard insulated glass units encapsulate the decorative glazing between two panes of clear glass, protecting it and making it easy to keep clean.



Excellent Weatherproofing

With water resistant polymer composite rails, our doors will keep the weather at bay and will stay looking great for longer.



Flush | Standard Black

19% more thermally efficient than a 48mm solid timber core composite door

The most energy efficient composite door on the market

The rising cost of energy bills and the impact on the environment means we all want to keep our consumption to a minimum. One of the best ways to achieve this is to choose thermally efficient products

which will keep warmth in and cold out, saving money and emission levels.

Look out for the 'A' to 'C' indicative energy ratings displayed on most pages. With 'A' delivering the highest performance levels.

Doors were tested at the University of Salford's Energy House. This represents a typical Salford 1919 terraced house and its construction represents 21% of the UK's current housing stock. The house has been reconstructed in a fully environmentally controllable chamber, in which climatic conditions can be maintained, varied, repeated and patterns monitored. For the test, the inside temperature of the Energy House was 25°C with an exterior temperature of 5°C.



...OR CHOOSE *any colour**

Colours shown should be used for guidance only as the limitations in the printing process, may mean that colours vary from those illustrated.

Make an *entrance*

To complement your home, our low-maintenance colour finish is designed to stay looking good year after year, both on the inside and outside.

Standard



Bespoke

Stains



Black




Gold Oak




White



Rosewood



Blue



Green



Red



Distinction Anthracite Grey



Distinction Chartwell

Signature; Black, White, Blue, Green, Red, Gold Oak, Rosewood, Distinction Anthracite Grey, Distinction Chartwell
nxt-gen; Black, White, Blue, Green, Red, Distinction Anthracite Grey, Distinction Chartwell
Rustic Renown**; Black, White, Gold Oak, Rosewood, Distinction Anthracite Grey, Distinction Chartwell
Stains not available on Craftsman, Infinity Collection and nxt-gen
*Any RAL colour has an extended lead time and extra charges may apply. **White on internal side.



Distinction Anthracite Grey | Lunna


Introducing *nxt-gen...*

Whilst we feel the choice and quality of our doors are unparalleled; we are constantly striving to raise the bar, to improve our products and to give our customers more.

This can be seen very clearly in this addition to our range. It's called nxt-gen and for a very good reason.

The range features our latest innovation where the flush-fitted innerframe sits level with the moulding to give sleek lines and a finish which is unsurpassed.

Symmetry and balance are also very much key elements as we want you to look at your door and feel it is perfect in every way.



nxt-gen
next-generation

What makes our nxt-gen door *exceptional?*

- ✓ Incomparable security features
- ✓ Remarkable durability
- ✓ Low maintenance
- ✓ Excellent weatherproofing
- ✓ Superb sound insulation
- ✓ Stunning aesthetics
- ✓ Excellent thermal efficiency



RAL 5011 Steel Blue | Kara Brass


Esteem | Energy Rating C



Andorra
Zinc or Brass
Caming



Aspen



Edwardian



Kara
Zinc or Brass
Caming*



Lunna



Monza



Palma



Savana



Scotia
Zinc or Brass
Caming



Sierra



Trieste



Valentia

ALTERNATE SIGNATURE DESIGNS



Arch



Brow



* Kara Colour available in Zinc only.



Standard White | Mini Blind

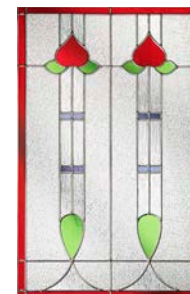
Elegance | Energy Rating C



Andorra
Zinc or Brass Caming




Aspen



Edwardian



Kara
Zinc or Brass Caming*



Lunna




Monza



Palma



Savana




Scotia
Zinc or Brass Caming



Sierra



Trieste



Valentia




Team the RE05 with a Mini Blind to create the perfect back door.

* Kara Colour available in Zinc only.




RAL 3003 Ruby Red | Valentia

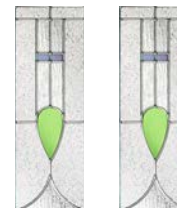
Eclat | Energy Rating C




Andorra
Zinc or Brass
Caming




Aspen




Edwardian




Kara
Zinc or Brass
Caming*




Lunna



Monza




Palma




Savana




Scotia
Zinc or Brass
Caming



Sierra



Trieste



Valentia

* Kara Colour available in Zinc only.



BS 08 B 17 Honey Beige | Andorra Zinc

Eclat Arch | Energy Rating A



Andorra
Zinc or Brass Caming



Edwardian



Lunna




Palma




Scotia
Zinc or Brass Caming



Trieste



Aspen



Kara
Zinc or Brass Caming*



Monza



Savana



Sierra



Valentia

ALTERNATE
SIGNATURE
DESIGN



Eclat Arch
with grid



* Kara Colour available in Zinc only.



Standard Black | Clear

Classical Half Glazed | Energy Rating C



Andorra
Zinc or Brass
Caming




Aspen



Edwardian




Kara
Zinc or Brass
Caming*



Lunna



Monza



Palma



Savana



Scotia
Zinc or Brass Caming



Sierra



Trieste



Valentia



* Kara Colour available in Zinc only.



RAL 7035 Light Grey | Palma

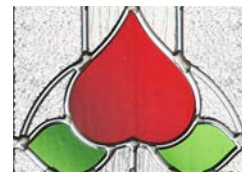
Classical | Energy Rating A



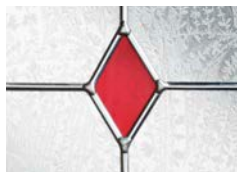
Andorra
Zinc or Brass Caming



Aspen



Edwardian



Kara
Zinc or Brass Caming*



Lunna



Monza



Palma



Savana



Scotia
Zinc or Brass Caming



Sierra



Trieste



Valentia

DESIGN YOUR
DREAM DOOR AT
DOOR-DESIGNER.CO.UK




* Kara Colour available in Zinc only.



Distinction Anthracite Grey | Andorra Zinc

Signature Doors

Our Signature doors feature our projected glazing cassette.



In the range;
Elegance Arch • Rustic
Renown • Solid • Craftsman •
Stable • NEW Quarter Glazed
• Esprit • Infinity Collection

With over
4 million
Distinction doors sold to
date, our doors are the
best you can buy!



What makes our door *exceptional?*

- ✓ Incomparable security features
- ✓ Remarkable durability
- ✓ Low maintenance
- ✓ Excellent weatherproofing
- ✓ Superb sound insulation
- ✓ Stunning aesthetics
- ✓ Excellent thermal efficiency



RAL 7035 Light Grey | Monza


Elegance Arch | Energy Rating C



Andorra
Zinc or Brass Caming



Aspen



Edwardian



Kara
Zinc or Brass Caming*



Lunna



Monza



Palma



Savana



Scotia
Zinc or Brass Caming



Sierra



Trieste



Valentia



* Kara Colour available in Zinc only.



RAL 5009 Azure Blue | Kara Blue

Rustic Renown | Energy Rating A



Andorra
Zinc or Brass
Caming



Lunna



Scotia
Zinc or Brass
Caming



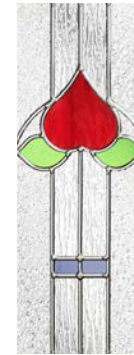
Aspen



Monza



Sierra



Edwardian



Palma



Trieste



Kara
Zinc or Brass
Caming*



Savana



Valentia



DESIGN YOUR
DREAM DOOR AT
DOOR-DESIGNER.CO.UK



* Kara Colour available in Zinc only.

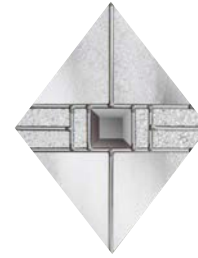


RAL 9001 Cream | Andorra Brass


Rustic Renown Diamond | Energy Rating A



Andorra
Zinc or Brass
Caming




Aspen



Edwardian




Kara
Zinc or Brass
Caming*



Lunna




Monza



Palma



Savana



Scotia
Zinc or Brass
Caming



Sierra



Trieste



Valentia

GROOVED
BORDER
DETAIL



* Kara Colour available in Zinc only.

Rustic Renown Top | Energy Rating A




Andorra
Zinc or Brass
Caming




Aspen



Kara
Zinc or Brass
Caming*



Lunna



Palma



Scotia
Zinc or Brass
Caming



Sierra



Trieste

Distinction Chartwell | Sierra

* Kara Colour available in Zinc only.


Solid Doors | Energy Rating A



6 Panel



Cottage

**Retail Cottage**

Available in white/black/
gold oak/rosewood/
Distinction chartwell &
anthracite grey



4 Panel New England



Flush

**9 Panel Prestige**

Only available in white


YOU CAN CHOOSE A DIFFERENT COLOUR FOR THE
INTERNAL AND EXTERNAL SIDE OF YOUR DOOR*

*Charges may apply.


Retail Cottage | RAL 7042 Traffic Grey A



Aspen



Edwardian



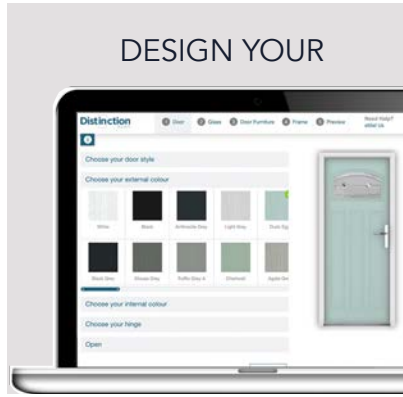
Kara Brass



Monza



Palma



DREAM DOOR AT
DOOR-DESIGNER.CO.UK

Stable Quarter RES05 | Standard Black | Mini Blind*

Stable Doors



Diamond

The Diamond glazing panel adds elegance to this traditional design.

Visit page 29 for glass options.



Renown

A door style that combines style and practicality, whilst giving your front or back door a look of real class.

Visit page 27 for glass options.



Top

A small glazing panel to give privacy, which can be opened up to create a large aperture - giving the best of both worlds.

Visit page 31 for glass options.



Quarter

Due to popular demand - our latest stable door style features a larger aperture. It's a perfect choice with our new Mini Blind.

See next page for glass options.

- The perfect choice for a back door
- Solid option also available
- Increases natural light and ventilation
- Choose different colour options for the inside and outside of your stable door
- Constructed to provide stability, security, and weather protection



*Right hand mechanism only when viewed from the inside.



NEW! Quarter Glazed Doors

Launched in response to customer demand, our new Quarter Glazed Doors feature a larger aperture making them a popular door choice.



ES10



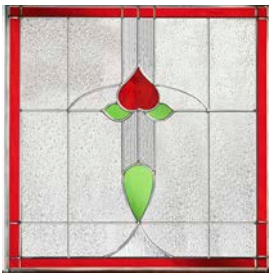
ESC39




ESC40



RR17



Edwardian



Kara Zinc



Mini Blind*



Clear



DD-Cots



DD-Stipp


* Right hand mechanism only when viewed from the inside.



GD01 - Energy Rating A | RAL 7005 Mouse Grey

Infinity Collection

Our Infinity Collection is an addition to our already popular contemporary Esprit range. These on-trend grooved door styles will make a statement on your home.



If you love the GD01 but want to add natural light into your home, then the GD02 is the perfect design for you...



GD02


Left/Centre/Right Available
Energy Rating C



Canvas



Radiant



GD05 - Energy Rating A | Standard Blue | Sierra



GD03
Energy Rating A



GD04
Left/Right Available
Energy Rating A


GD05 Glass



Andorra
Zinc or Brass Caming



Aspen



Lunna



Palma




Sierra



Trieste



C09
Left/Centre/Right
Cottage Design Available (REC09)
Energy Rating A



Bloom



Odessa





C12
Left/Centre/Right Available
Energy Rating C



Canvas




Radiant



Cubic

Echo



Matrix


Nevis

C17

Left/Centre/Right Available
Energy Rating A

C26

Left/Centre/Right Available
Energy Rating C



C07
Left/Right Available
Energy Rating A




Breeze



Glacier



C25
Energy Rating C



Eclipse



Tidal



4 Panel 70mm



6 Panel 70mm



Eclat 70mm



Eclat Arch 70mm



Cottage 70mm



Flush 70mm



Classical 70mm




Classical Half Glazed 70mm




Esteem 70mm



Elegance Arch 70mm



ESC22 70mm




ESC07 70mm



Elegance 70mm



Craftsman 70mm



ESC19 70mm



ESC09 70mm

70mm Double Rebated Doors

- Double rebated GRP composite doors
- Excellent energy efficiency
- Over 50% thicker than Signature doors
- Stand-out superior aesthetics
- 50mm triple glazed, laminated units for extra security
- Glass available: Aspen, Edwardian, Kara (Zinc or Brass Caming only) and Monza





Care and Maintenance

Your Distinction GRP composite door has been designed to be easy to maintain.

To keep your door clean, prolong the life of the surface finish and protect your warranty, we recommend you wash it regularly using warm soapy water (washing up liquid is ideal) and a soft, lint-free cloth. If you live in a coastal area, in a heavily industrialised area or near a main road, you may need to clean your door more frequently.

It is important that you DO NOT use any of the following on your door:

- Abrasive cleaners or scouring pads
- Any type of bleach or solvent (e.g. white spirit, methylated spirit, cellulose thinners, acetone or nail varnish remover)
- Any type of adhesives or tack for providing temporary protection or fixing of seasonal or other decorations etc.
- High pressure or steam cleaners

Door Construction

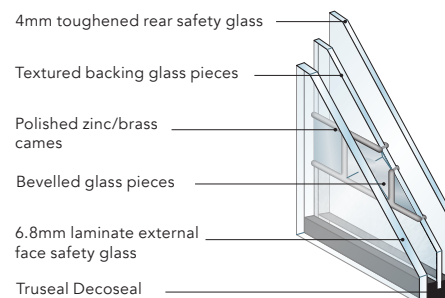
Every Distinction GRP composite door is manufactured to the highest of standards to ensure it is strong, durable and secure. We have sold over four million doors to date, evidence of the quality and exacting specification we demand.

The door has a perimeter sub-frame of a solid, water-resistant polymer material, which is reinforced with Laminated Veneered Lumber (LVL). A thermoset GRP skin is bonded to this sub-frame and the core of the door is then filled with high density, 100% CFC-free polyurethane foam. Water resistant polymer composite rails protect the core from damage or water absorption and the high impact resistant thermoset GRP skin keeps your door looking great for longer!

The door's core is what makes it so thermally efficient and so good at reducing sound. In fact, it is the most thermally efficient door on the market, increasing your home's energy efficiency and saving you money on your energy bills.

Glass

Construction example;



Features and benefits:

- Decorative triple glazing
- Protected from dust and weathering, easy to clean and stays looking good for longer
- Tested and CE marked
- 6.8mm glass laminated as standard
- 50mm units available for 70mm doors
- Glass patterns may vary
- Slight bubbles, lines and surface imperfections are all characteristics of glass. They are not to be considered as defects as they add character to decorative glass.

Technical Figures

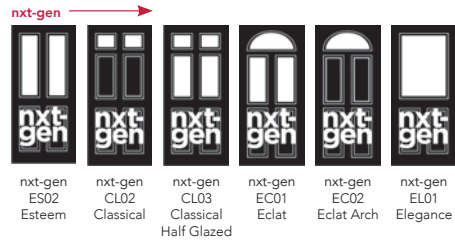
A Distinction GRP composite door has a wealth of facts and figures that prove its quality. The door:

- Reduces outdoor noise by an average of 31dB
- Achieves Global Warming Potential (GWP) score of less than 5
- Achieves Ozone Depletion Potential (ODP) score of zero

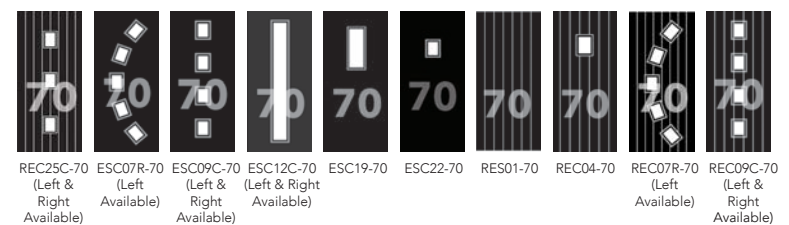
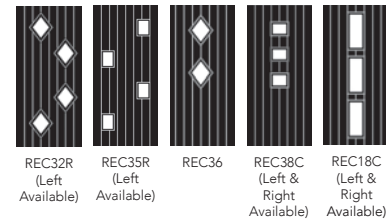
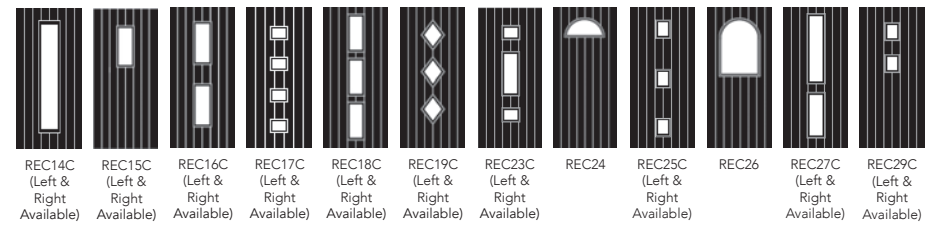
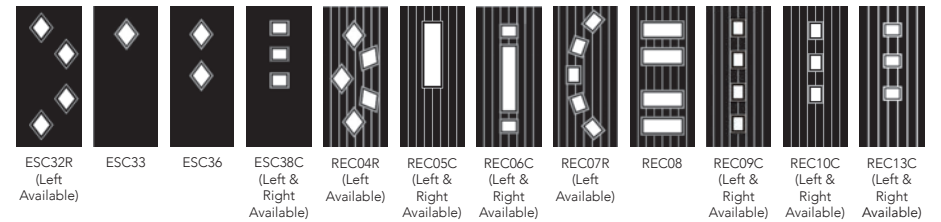
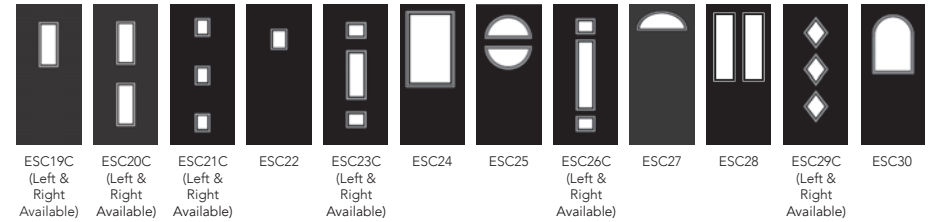

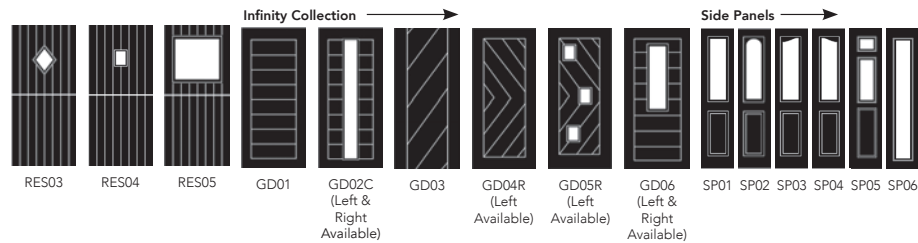
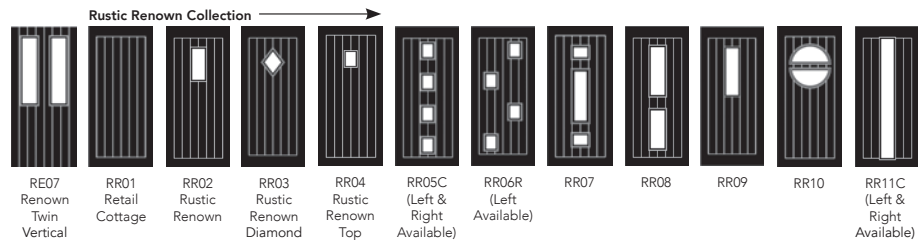
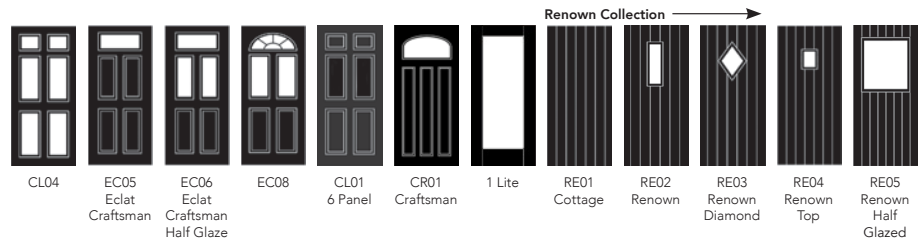
Everything about a Distinction GRP composite door has been designed to enhance your home for years to come.

Speak to your supplier for *more information!*

Full Door Range



nxt-gen
next-generation




Colour Guide

	Standard	Craftsman	nxt-gen	Cottage
Standard Black	●		●	●
Standard White	●	●	●	●
Standard Red	●		●	●
Standard Blue	●		●	●
Standard Green	●		●	●
Stains (Gold Oak and Rosewood)	●			●
Distinction Anthracite Grey	●		●	●*
Distinction Chartwell	●		●	
Bespoke	●	●	●	●
Any RAL	●	●	●	●



	Rustic Renown	Stable	Onelite	Contemporary	Infinity	Sidepanel
	●	●		●		●
	●	●	●	●	●	●
		●		●		●
		●		●		●
	●	●		●		●
	●			●		
	●	●		●		●
	●	●	●	●	●	●
	●	●	●	●	●	●



Colours shown should be used for guidance only as the limitations in the printing process, may mean that colours vary from those illustrated.

*Not available in 762mm doors.

nxt-gen patent approved. Door and glass colours shown in this brochure should be used for guidance only as the limitations in photographic and printing processes may mean that colours of products vary from those illustrated.

All doors are provided with white internal skins, as standard, although Gold Oak and Rosewood are also available stained on both sides. Bespoke coloured doors can be painted on one or both sides.

All information in this publication is provided for guidance only and is given in good faith. Distinction Doors reserve the right to alter specifications without prior notice. Reproduction of this brochure in whole or part is strictly forbidden without prior written consent. All images are for illustration purposes only. Published by Distinction Doors 2020 V03.

Copyright © Distinction Doors 2020



VISIT *door-designer.co.uk*